


4542 m.

MOTUL TT ASSEN

Warm Up

Classification

25

		Rider	Nation	Team	Motorcycle	Time	Lap Total	Gap	Top Speed
1	12	Maverick VIÑALES	SPA	Monster Energy Yamaha MotoGP	YAMAHA	1'32.569	8 12		306.7
2	20	Fabio QUARTARARO	FRA	Monster Energy Yamaha MotoGP	YAMAHA	1'32.898	5 12	0.329 0.329	305.2
3	42	Alex RINS	SPA	Team SUZUKI ECSTAR	SUZUKI	1'32.924	6 12	0.355 0.026	309.8
4	30	Takaaki NAKAGAMI	JPN	LCR Honda IDEMITSU	HONDA	1'32.950	11 12	0.381 0.026	309.8
5	93	Marc MARQUEZ	SPA	Repsol Honda Team	HONDA	1'32.996	9 13	0.427 0.046	313.0
6	5	Johann ZARCO	FRA	Pramac Racing	DUCATI	1'33.088	9 13	0.519 0.092	314.6
7	44	Po ESPARGARO	SPA	Repsol Honda Team	HONDA	1'33.228	6 13	0.659 0.140	313.8
8	27	Iker LECUONA	SPA	Tech 3 KTM Factory Racing	KTM	1'33.270	13 13	0.701 0.042	306.7
9	63	Francesco BAGNAIA	ITA	Ducati Lenovo Team	DUCATI	1'33.326	10 11	0.757 0.056	314.6
10	46	Valentino ROSSI	ITA	Petronas Yamaha SRT	YAMAHA	1'33.355	13 13	0.786 0.029	306.0
11	9	Daniilo PETRUCCI	ITA	Tech 3 KTM Factory Racing	KTM	1'33.356	6 13	0.787 0.001	306.0
12	36	Joan MIR	SPA	Team SUZUKI ECSTAR	SUZUKI	1'33.422	9 11	0.853 0.066	306.0
13	43	Jack MILLER	AUS	Ducati Lenovo Team	DUCATI	1'33.450	10 12	0.881 0.028	312.2
14	33	Brad BINDER	RSA	Red Bull KTM Factory Racing	KTM	1'33.719	10 13	1.150 0.269	309.8
15	73	Alex MARQUEZ	SPA	LCR Honda CASTROL	HONDA	1'33.809	6 12	1.240 0.090	312.2
16	41	Aleix ESPARGARO	SPA	Aprilia Racing Team Gresini	APRILIA	1'33.891	11 13	1.322 0.082	310.6
17	88	Miguel OLIVEIRA	POR	Red Bull KTM Factory Racing	KTM	1'33.957	5 10	1.388 0.066	310.6
18	31	Garrett GERLOFF	USA	Petronas Yamaha SRT	YAMAHA	1'34.134	12 13	1.565 0.177	305.2
19	32	Lorenzo SAVADORI	ITA	Aprilia Racing Team Gresini	APRILIA	1'34.144	11 11	1.575 0.010	305.2
20	23	Enea BASTIANINI	ITA	Avintia Esponsorama	DUCATI	1'34.186	13 13	1.617 0.042	311.4
21	10	Luca MARINI	ITA	SKY VR46 Avintia	DUCATI	1'34.308	7 12	1.739 0.122	309.0
22	89	Jorge MARTIN	SPA	Pramac Racing	DUCATI	1'34.439	11 11	1.870 0.131	313.0

Practice condition: **Dry**Air: **20°**Humidity: **80%**Ground: **24°**

Fastest Lap:	Lap: 8	Maverick VIÑALES	1'32.569	176.6 Km/h
Best Race Lap:	2015	Marc MARQUEZ	1'33.617	174.6 Km/h
All Time Lap Record:	2021	Maverick VIÑALES	1'31.814	178.0 Km/h

The results are provisional until the end of the limit for protest and appeals.

Time limit for protest expires 30' after publication of the results - Time:

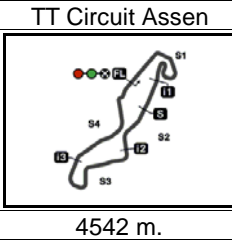
These data/results cannot be reproduced, stored and/or transmitted in whole or in part by any manner of electronic, mechanical, photocopying, recording, broadcasting or otherwise now known or herein after developed without the previous express consent by the copyright owner, except for reproduction in daily press and regular printed publications on sale to the public within 60 days of the event related to those data/results and always provided that copyright symbol appears together as follows below.

© DORNA, 2021

Official MotoGP Timing by **TISSOT**
www.motogp.com

Assen, Sunday, June 27, 2021





MOTUL TT ASSEN

Warm Up

Top Speed & Average

26



Rider	Nation	Motorcycle	Top 5 speeds					Average	Top
5 Johann ZARCO	FRA	DUCATI	314.6	313.8	313.0	313.0	313.0	313.5	314.6
63 Francesco BAGNAIA	ITA	DUCATI	314.6	313.8	313.0	313.0	313.0	313.5	314.6
44 Pol ESPARGARO	SPA	HONDA	313.8	311.4	311.4	310.6	310.6	311.4	313.8
89 Jorge MARTIN	SPA	DUCATI	313.0	312.2	312.2	312.2	311.4	312.0	313.0
93 Marc MARQUEZ	SPA	HONDA	313.0	312.2	312.2	312.2	311.4	312.2	313.0
43 Jack MILLER	AUS	DUCATI	312.2	311.4	311.4	311.4	311.4	311.6	312.2
73 Alex MARQUEZ	SPA	HONDA	312.2	310.6	310.6	309.8	309.8	310.5	312.2
23 Enea BASTIANINI	ITA	DUCATI	311.4	311.4	311.4	311.4	310.6	311.1	311.4
41 Aleix ESPARGARO	SPA	APRILIA	310.6	307.5	307.5	306.7	306.7	307.6	310.6
88 Miguel OLIVEIRA	POR	KTM	310.6	310.6	309.8	308.3	308.3	309.5	310.6
30 Takaaki NAKAGAMI	JPN	HONDA	309.8	308.3	308.3	307.5	306.7	307.9	309.8
33 Brad BINDER	RSA	KTM	309.8	308.3	307.5	307.5	307.5	308.0	309.8
42 Alex RINS	SPA	SUZUKI	309.8	309.0	307.5	307.5	307.5	308.3	309.8
10 Luca MARINI	ITA	DUCATI	309.0	308.3	307.5	306.7	306.7	307.5	309.0
12 Maverick VIÑALES	SPA	YAMAHA	306.7	306.7	306.7	306.0	306.0	306.3	306.7
27 Iker LECUONA	SPA	KTM	306.7	306.7	306.7	306.0	305.2	306.3	306.7
9 Daniilo PETRUCCI	ITA	KTM	306.0	305.2	304.4	304.4	304.4	304.9	306.0
36 Joan MIR	SPA	SUZUKI	306.0	306.0	305.2	305.2	305.2	305.5	306.0
46 Valentino ROSSI	ITA	YAMAHA	306.0	305.2	305.2	304.4	303.7	304.7	306.0
20 Fabio QUARTARARO	FRA	YAMAHA	305.2	304.4	304.4	304.4	304.4	304.6	305.2
31 Garrett GERLOFF	USA	YAMAHA	305.2	304.4	304.4	303.7	303.7	304.2	305.2
32 Lorenzo SAVADORI	ITA	APRILIA	305.2	304.4	304.4	304.4	303.7	304.4	305.2

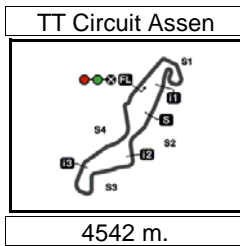
These data/results cannot be reproduced, stored and/or transmitted in whole or in part by any manner of electronic, mechanical, photocopying, recording, broadcasting or otherwise now known or herein after developed without the previous express consent by the copyright owner, except for reproduction in daily press and regular printed publications on sale to the public within 60 days of the event related to those data/results and always provided that copyright symbol appears together as follows below.

© DORNA, 2021

Official MotoGP Timing by TISSOT
www.motogp.com



Assen, Sunday, June 27, 2021



MOTUL TT ASSEN

Warm Up

Chronological Analysis of Performances

27

* Lap / Sector time cancelled T1 Time from finish line to 1st intermediate T3 Time from 2nd intermed. to 3rd intermed.
P Crossing the finish line in pit lane T2 Time from 1st intermed. to 2nd intermed. T4 Time from 3rd intermediate to finish line
** Tyre data subject to further updates

Lap	Lap Time	T1	T2	T3	T4	Speed	Lap	Lap Time	T1	T2	T3	T4	Speed	
1st	12	Maverick VIÑALES YAMAHA SPA Monster Energy Yamaha MotoGP						3	1'35.765	31.386	14.280	27.775	22.324	306.0
		Runs=1 Total laps=12 Full laps=10						4	1'34.817 *	31.797	14.116	27.325*	21.579	304.4
								5	1'33.108	30.484	13.928	27.194	21.502	309.8

Run #	1	Front Tyre	Slick-Soft	Rear Tyre	Slick-Hard	Speed
			5 Laps at start		New Tyre	
1	3'10.477	31.404	14.913	28.547	22.487	301.4
2	1'34.236 *	30.903	14.074	27.452	21.807*	305.2
3	1'33.327	30.492	13.949	27.256	21.630	305.2
4	1'33.409	30.563	13.929	27.307	21.610	306.0
5	1'33.065	30.522	13.916	27.145	21.482	305.2
6	1'32.915	30.456	13.828	27.152	21.479	306.7
7	1'32.839	30.450	13.762	27.174	21.453	306.7
8	1'32.569	30.362	13.779	27.096	21.332	306.0
9	1'32.769	30.383	13.817	27.161	21.408	306.0
10	1'32.983	30.504	13.788	27.230	21.461	306.0
11	1'33.405	30.628	13.832	27.247	21.698	305.2
12	1'33.392	30.530	13.763	27.343	21.756	306.7

Run #	1	Front Tyre	Slick-Soft	Rear Tyre	Slick-Soft	Speed
			8 Laps at start		4 Laps at start	
6	1'32.924	30.457	13.828	27.129	21.510	307.5
7	1'33.031	30.442	13.874	27.228	21.487	309.0
8	1'33.640	30.462	13.912	27.487	21.779	307.5
9	1'44.734	39.622	14.645	28.242	22.225	304.4
10	1'34.963	30.820	14.017	27.822	22.304	306.7
11	1'33.745	30.605	13.954	27.393	21.793	307.5
12	1'33.774	30.594	13.966	27.530	21.684	306.7

4th	30	Takaaki NAKAGAMI HONDA JPN LCR Honda IDEMITSU			
		Runs=2	Total laps=12	Full laps=8	

Run #	1	Front Tyre	Slick-Soft	Rear Tyre	Slick-Soft	Speed
			8 Laps at start		4 Laps at start	
1	2'18.980	33.502	15.537	29.837	23.527	291.4
2	1'45.609 P	32.453	14.750	28.475	29.931	299.2

2nd	20	Fabio QUARTARARO YAMAHA FRA Monster Energy Yamaha MotoGP			
		Runs=1	Total laps=12	Full laps=10	

Run #	1	Front Tyre	Slick-Medium	Rear Tyre	Slick-Hard	Speed
			7 Laps at start		8 Laps at start	
1	3'05.531	32.142	14.862	29.032	22.394	299.2
2	1'34.191	30.962	14.064	27.476	21.689	303.7
3	1'33.395	30.518	13.997	27.309	21.571	303.7
4	1'33.084	30.508	13.929	27.185	21.462	304.4
5	1'32.898	30.442	13.880	27.129	21.447	303.7
6	1'32.918	30.466	13.849	27.125	21.478	303.7
7	1'32.903	30.475	13.818	27.141	21.469	304.4
8	1'33.081	30.418	13.854	27.231	21.578	303.7
9	1'33.048	30.455	13.836	27.314	21.443	304.4
10	1'33.043	30.427	13.809	27.297	21.510	304.4
11	1'50.377 *	41.626*	17.973	28.566	22.212	181.0
12	1'32.972	30.505	13.848	27.232	21.387	305.2

Run #	2	Front Tyre	Slick-Soft	Rear Tyre	Slick-Medium	Speed
			New Tyre		New Tyre	
3	2'06.738	32.135	15.211	29.485	22.455	296.3
4	1'36.578	32.185	14.826	27.712	21.855	290.0
5	1'34.028	30.712	13.991	27.425	21.900	308.3
6	1'33.928	30.762	13.965	27.601	21.600	307.5
7	1'36.960 *	33.733	13.938	27.269	22.020*	306.7
8	1'33.243	30.645	13.761	27.283	21.554	308.3
9	1'33.593	30.493	13.853	27.229	22.018	303.7
10	1'33.770	30.793	13.856	27.351	21.770	306.7
11	1'32.950	30.475	13.718	27.331	21.426	309.8
12	1'51.260	45.001	14.825	28.887	22.547	288.0

Run #	2	Front Tyre	Slick-Soft	Rear Tyre	Slick-Medium	Speed
			New Tyre		New Tyre	
3	2'06.738	32.135	15.211	29.485	22.455	296.3
4	1'36.578	32.185	14.826	27.712	21.855	290.0
5	1'34.028	30.712	13.991	27.425	21.900	308.3
6	1'33.928	30.762	13.965	27.601	21.600	307.5
7	1'36.960 *	33.733	13.938	27.269	22.020*	306.7
8	1'33.243	30.645	13.761	27.283	21.554	308.3
9	1'33.593	30.493	13.853	27.229	22.018	303.7
10	1'33.770	30.793	13.856	27.351	21.770	306.7
11	1'32.950	30.475	13.718	27.331	21.426	309.8
12	1'51.260	45.001	14.825	28.887	22.547	288.0

Run #	2	Front Tyre	Slick-Soft	Rear Tyre	Slick-Medium	Speed
			New Tyre		New Tyre	
3	2'06.738	32.135	15.211	29.485	22.455	296.3
4	1'36.578	32.185	14.826	27.712	21.855	290.0
5	1'34.028	30.712	13.991	27.425	21.900	308.3
6	1'33.928	30.762	13.965	27.601	21.600	307.5
7	1'36.960 *	33.733	13.938	27.269	22.020*	306.7
8	1'33.243	30.645	13.761	27.283	21.554	308.3
9	1'33.593	30.493	13.853	27.229	22.018	303.7
10	1'33.770	30.793	13.856	27.351	21.770	306.7
11	1'32.950	30.475	13.718	27.331	21.426	309.8
12	1'51.260	45.001	14.825	28.887	22.547	288.0

5th	93	Marc MARQUEZ HONDA SPA Repsol Honda Team			
		Runs=1	Total laps=13	Full laps=11	

Run #	1	Front Tyre	Slick-Medium	Rear Tyre	Slick-Soft	Speed
			6 Laps at start		2 Laps at start	
1	2'06.784	34.162	15.267	28.978	22.697	294.9
2	1'35.766	31.147	14.093	27.865	22.661	310.6
3	1'33.939	30.821	13.955	27.402	21.761	310.6
4	1'35.523	30.935	14.381	28.375	21.832	312.2
5	1'34.004	30.942	13.931	27.468	21.663	310.6
6	1'34.459 *	31.794*	13.813	27.238	21.614	312.2
7	1'46.866	35.713	16.229	33.115	21.809	228.3
8	1'34.280	30.759	13.964	27.703	21.854	312.2
9	1'32.996	30.595	13.757	27.178	21.466	313.0

3rd	42	Alex RINS SUZUKI SPA Team SUZUKI ECSTAR			
		Runs=2	Total laps=12	Full laps=9	

Run #	1	Front Tyre	Wet-Medium	Rear Tyre	Wet-Medium	Speed
			New Tyre		New Tyre	
1	2'23.083 P	32.927	15.539	34.505	33.695	284.6
Run #	2	Front Tyre	Slick-Medium	Rear Tyre	Slick-Hard	Speed
			New Tyre		New Tyre	
2	2'18.115	32.072	14.885	29.585	22.937	301.4

Fastest Lap:	Maverick VIÑALES	Monster Energy Yama	SPA	1'32.569	30.362	13.779	27.096	21.332
---------------------	------------------	---------------------	-----	-----------------	--------	--------	--------	--------

These data/results cannot be reproduced, stored and/or transmitted in whole or in part by any manner of electronic, mechanical, photocopying, recording, broadcasting or otherwise now known or herein after developed without the previous express consent by the copyright owner, except for reproduction in daily press and regular printed publications on sale to the public within 60 days of the event related to those data/results and always provided that copyright symbol appears together as follows below.
© DORNA, 2021



Warm Up

MotoGP

Lap	Lap Time	T1	T2	T3	T4	Speed	Lap	Lap Time	T1	T2	T3	T4	Speed
10	1'33.561	30.688	13.804	27.345	21.724	310.6	9	1'33.713	30.603	13.951	27.392	21.767	303.7
11	1'33.107	30.634	13.811	27.244	21.418	311.4	10	1'34.184	30.717	14.055	27.439	21.973	302.9
12	1'44.670	34.712	16.824	29.523	23.611	187.1	11	1'46.894 *	35.124*	14.425	30.735	26.610	300.0
13	1'34.398	30.769	14.121	27.501	22.007	306.7	12	1'35.969	32.451	14.013	27.554	21.951	305.2
							13	1'33.270	30.513	13.890	27.323	21.544	306.7

6th **5** **Johann ZARCO** DUCATI FRA
 Pramac Racing
 Runs=1 Total laps=13 Full laps=11

Run #	1	Front Tyre	Slick-Medium	Rear Tyre	Slick-Hard	
		New Tyre		New Tyre		
1	2'11.375	32.139	15.429	29.002	23.036	282.0
2	1'35.231	31.260	14.241	27.611	22.119	313.0
3	1'35.054	31.003	14.158	27.558	22.335	304.4
4	1'34.921 *	31.039	14.077	27.633	22.172*	300.0
5	1'34.297	31.068	13.980	27.466	21.783	309.8
6	1'33.629	30.721	13.925	27.299	21.684	313.0
7	1'42.494	38.036	14.611	27.807	22.040	297.8
8	1'34.346	30.808	14.102	27.630	21.806	306.7
9	1'33.088	30.631	13.797	27.113	21.547	313.0
10	1'33.531	30.596	13.980	27.301	21.654	313.8
11	1'33.200	30.644	13.847	27.137	21.572	312.2
12	1'49.075	39.384	18.844	28.469	22.378	164.5
13	1'33.304	30.682	13.839	27.153	21.630	314.6

7th **44** **Pol ESPARGARO** HONDA SPA
 Repsol Honda Team
 Runs=1 Total laps=13 Full laps=10

Run #	1	Front Tyre	Slick-Medium	Rear Tyre	Slick-Soft	
		New Tyre		3 Laps at start		
1	2'06.190	33.485	15.052	29.150	22.448	307.5
2	1'35.957	31.473	14.168	27.957	22.359	309.0
3	1'35.497	30.974	13.896	27.322	23.305	310.6
4	1'33.381	30.642	13.809	27.261	21.669	311.4
5	1'35.907	32.599	13.939	27.586	21.783	310.6
6	1'33.228	30.591	13.780	27.173	21.684	310.6
7	1'45.985	37.086	15.319	31.406	22.174	283.9
8	1'34.704	30.911	14.060	27.981	21.752	311.4
9	1'33.361	30.671	13.800	27.321	21.569	309.8
10	1'33.526	30.558	13.964	27.296	21.708	309.8
11	1'33.250 *	30.546	13.797	27.309	21.598*	309.8
12	1'45.310	35.643	16.810	30.520	22.337	209.5
13	1'33.946 *	30.646	14.031	27.494	21.775*	313.8

8th **27** **Iker LECUONA** KTM SPA
 Tech 3 KTM Factory Racing
 Runs=1 Total laps=13 Full laps=11

Run #	1	Front Tyre	Slick-Medium	Rear Tyre	Slick-Medium	
		New Tyre		New Tyre		
1	1'59.666	32.021	14.686	28.360	22.697	296.3
2	1'35.094	31.069	14.112	27.804	22.109	306.7
3	1'34.114	30.846	13.939	27.575	21.754	306.7
4	1'33.778	30.747	13.982	27.382	21.667	306.0
5	1'34.686	30.939	14.347	27.566	21.834	304.4
6	1'34.243	30.801	13.988	27.556	21.898	304.4
7	1'33.782	30.657	14.002	27.344	21.779	304.4
8	1'33.793	30.658	13.929	27.439	21.767	304.4

9th **63** **Francesco BAGNAIA** DUCATI ITA
 Ducati Lenovo Team
 Runs=2 Total laps=11 Full laps=6

Run #	1	Front Tyre	Slick-Medium	Rear Tyre	Slick-Hard	
		7 Laps at start		New Tyre		
1	2'08.872	33.882	15.446	29.433	22.800	278.8
2	1'36.191 *	31.611	14.292	27.980*	22.308*	311.4
3	1'34.812	31.108	14.070	27.642	21.992	313.0
4	1'34.763	30.932	14.274	27.679	21.878	313.0
5	1'34.125	30.765	13.954	27.421	21.985	313.8
6	1'33.577	30.755	13.846	27.357	21.619	314.6
7	1'50.047 P	37.544	14.248	28.176	30.079	313.0

Run # 2 Front Tyre Slick-Medium Rear Tyre Slick-Hard
 7 Laps at start 7 Laps at start

8	3'45.907	31.453	14.339	27.959	22.028	309.8
9	1'33.791	30.855	13.891	27.376	21.669	311.4
10	1'33.326	30.615	13.792	27.364	21.555	311.4
11	1'33.275 *	30.557	13.795	27.415	21.508*	312.2

10th **46** **Valentino ROSSI** YAMAHA ITA
 Petronas Yamaha SRT
 Runs=1 Total laps=13 Full laps=12

Run #	1	Front Tyre	Slick-Soft	Rear Tyre	Slick-Hard	
		New Tyre		New Tyre		
1	2'09.389	31.985	15.486	29.014	22.881	286.6
2	1'36.228	31.274	14.529	28.083	22.342	301.4
3	1'34.826	31.171	14.284	27.433	21.938	301.4
4	1'34.773	30.913	14.163	27.443	22.254	305.2
5	1'33.929	30.746	14.034	27.370	21.779	306.0
6	1'34.019	30.777	14.104	27.327	21.811	305.2
7	1'45.026	35.485	17.828	29.605	22.108	189.4
8	1'33.676	30.751	14.095	27.235	21.595	302.2
9	1'33.560	30.713	14.013	27.247	21.587	303.7
10	1'33.378	30.482	13.993	27.296	21.607	303.7
11	1'37.887	32.297	15.339	27.849	22.402	273.8
12	1'43.907	30.988	14.259	36.147	22.513	298.5
13	1'33.355	30.626	13.926	27.280	21.523	304.4

11th **9** **Daniilo PETRUCCI** KTM ITA
 Tech 3 KTM Factory Racing
 Runs=1 Total laps=13 Full laps=11

Run #	1	Front Tyre	Slick-Soft	Rear Tyre	Slick-Hard	
		New Tyre		New Tyre		
1	2'02.244	33.165	14.860	28.710	22.469	300.7
2	1'35.499	31.234	14.421	27.900	21.944	304.4
3	1'34.254	30.929	14.020	27.514	21.791	304.4
4	1'34.125	30.916	14.106	27.357	21.746	300.7
5	1'33.761 *	30.812	13.986	27.298	21.665*	302.9
6	1'33.356	30.610	13.876	27.211	21.659	305.2
7	1'33.711	30.827	13.962	27.287	21.635	304.4

Fastest Lap: Maverick VIÑALES Monster Energy Yama SPA 1'32.569 30.362 13.779 27.096 21.332

These data/results cannot be reproduced, stored and/or transmitted in whole or in part by any manner of electronic, mechanical, photocopying, recording, broadcasting or otherwise now known or herein after developed without the previous express consent by the copyright owner, except for reproduction in daily press and regular printed publications on sale to the public within 60 days of the event related to those data/results and always provided that copyright symbol appears together as follows below.
 © DORNA, 2021



Warm Up

MotoGP

Lap	Lap Time	T1	T2	T3	T4	Speed	Lap	Lap Time	T1	T2	T3	T4	Speed
8	1'33.604	30.719	13.872	27.272	21.741	303.7	6	1'42.772	38.244	14.276	28.025	22.227	306.7
9	1'33.454	30.592	13.903	27.306	21.653	302.9	7	1'35.492	30.700	14.278	28.388	22.126	307.5
10	1'33.589	30.707	13.874	27.354	21.654	301.4	8	1'33.859	30.772	14.022	27.278	21.787	306.0
11	1'46.087	34.344	15.358	29.998	26.387	264.3	9	1'41.699	38.074	14.329	27.433	21.863	306.7
12	1'38.722	34.933	14.084	27.538	22.167	303.7	10	1'33.719	30.631	13.981	27.250	21.857	306.7
13	1'34.093	30.734	13.781	27.422	22.156	306.0	11	1'38.538	34.906	14.060	27.626	21.946	307.5
12th 36 Joan MIR SUZUKI SPA Team SUZUKI ECSTAR							15th 73 Alex MARQUEZ HONDA SPA LCR Honda CASTROL						
Runs=2 Total laps=11 Full laps=8							Runs=2 Total laps=12 Full laps=8						

Run #	1	Front Tyre	Slick-Soft	Rear Tyre	Slick-Hard	
			12 Laps at start	10 Laps at start		
1	1'58.280	32.671	15.237	28.870	22.678	300.7
2	1'35.693	31.267	14.426	27.701	22.299	302.9
3	1'34.481	30.697	14.184	27.519	22.081	304.4
4	1'34.064	30.686	14.122	27.293	21.963	303.7
5	1'54.107	P 36.918	14.736	28.931	33.522	300.7
Run # 2 Front Tyre Slick-Soft Rear Tyre Slick-Hard						
			New Tyre	15 Laps at start		
6	3'58.946	32.343	14.546	27.874	22.229	305.2
7	1'34.695	30.946	14.163	27.413	22.173	305.2
8	1'34.060	30.637	14.093	27.537	21.793	306.0
9	1'33.422	30.506	13.989	27.279	21.648	306.0
10	1'33.753	30.588	13.998	27.423	21.744	305.2
11	1'33.494	30.666	13.993	27.280	21.555	305.2

Run #	1	Front Tyre	Slick-Soft	Rear Tyre	Slick-Soft	
			New Tyre	4 Laps at start		
1	2'05.794	32.295	14.989	28.989	22.602	299.2
2	1'35.350	31.099	14.316	27.729	22.206	311.4
3	1'43.559	P 30.824	14.214	27.627	30.894	312.2
Run # 2 Front Tyre Slick-Medium Rear Tyre Slick-Hard						
			New Tyre	New Tyre		
4	2'02.859	31.936	14.790	28.121	22.336	305.2
5	1'34.368	30.744	14.105	27.438	22.081	310.6
6	1'33.952	30.610	14.003	27.397	21.942	311.4
7	1'33.734	30.632	13.972	27.315	21.815	311.4
8	1'33.481	30.466	13.948	27.276	21.791	311.4
9	1'33.700	30.651	13.976	27.293	21.780	310.6
10	1'33.450	30.489	13.940	27.289	21.732	309.8
11	1'33.548	30.458	13.841	27.334	21.915	310.6
12	1'42.525	34.560	14.781	30.963	22.221	306.7

Run #	1	Front Tyre	Slick-Medium	Rear Tyre	Slick-Hard	
			8 Laps at start	New Tyre		
1	2'05.744	33.859	15.306	29.319	23.083	296.3
2	1'35.785	* 31.643	14.271	27.552*	22.319	307.5
3	1'34.748	30.852	14.165	27.441	22.290	309.8
4	1'34.699	30.800	14.509	27.515	21.875	308.3
5	1'34.373	30.631	14.140	27.551	22.051	307.5

Run #	1	Front Tyre	Slick-Medium	Rear Tyre	Slick-Soft	
			8 Laps at start	4 Laps at start		
1	1'59.004	32.974	15.293	28.957	23.027	302.9
2	1'35.620	31.474	14.272	27.743	22.131	309.8
3	1'34.581	31.033	14.137	27.521	21.890	310.6
4	1'34.072	30.930	14.045	27.378	21.719	312.2
5	1'35.193	* 30.793	14.076	28.378	21.946*	310.6
6	1'33.809	30.834	13.897	27.340	21.738	309.8
7	1'36.213	32.609	14.207	27.566	21.831	309.8
8	1'44.368	P 30.835	13.898	29.296	30.339	306.7
Run # 2 Front Tyre Slick-Medium Rear Tyre Slick-Soft						
			12 Laps at start	12 Laps at start		
9	3'03.401	31.566	14.697	29.964	22.707	300.7
10	1'35.991	31.308	14.260	28.029	22.394	306.0
11	1'36.415	30.901	13.923	27.517	24.074	307.5
12	1'33.822	30.801	13.910	27.387	21.724	308.3

Run #	1	Front Tyre	Slick-Medium	Rear Tyre	Slick-Soft	
			19 Laps at start	4 Laps at start		
1	1'44.718	31.483	15.341	29.190	23.264	300.0
2	1'45.346	P 32.364	15.091	28.572	29.319	305.2
Run # 2 Front Tyre Slick-Medium Rear Tyre Slick-Medium						
			8 Laps at start	16 Laps at start		
3	2'01.845	31.020	14.926	28.888	22.524	300.0
4	1'36.502	31.324	14.710	28.166	22.302	306.0
5	1'35.309	31.018	14.282	27.963	22.046	306.0
6	1'35.360	31.030	14.140	28.184	22.006	306.7
7	1'34.705	30.977	14.100	27.712	21.916	306.7
8	1'34.351	30.861	14.027	27.601	21.862	307.5
9	1'34.182	30.781	14.023	27.574	21.804	306.7
10	1'34.159	30.837	14.014	27.654	21.654	306.0
11	1'33.891	30.688	13.876	27.685	21.642	307.5
12	1'36.279	32.292	14.110	27.868	22.009	302.9
13	1'34.054	30.801	13.943	27.610	21.700	310.6

Run #	1	Front Tyre	Slick-Soft	Rear Tyre	Slick-Hard	
			New Tyre	7 Laps at start		
1	2'07.947	34.312	15.194	29.215	22.729	285.9

Fastest Lap: Maverick VIÑALES Monster Energy Yama SPA 1'32.569 30.362 13.779 27.096 21.332

These data/results cannot be reproduced, stored and/or transmitted in whole or in part by any manner of electronic, mechanical, photocopying, recording, broadcasting or otherwise now known or herein after developed without the previous express consent by the copyright owner, except for reproduction in daily press and regular printed publications on sale to the public within 60 days of the event related to those data/results and always provided that copyright symbol appears together as follows below.
© DORNA, 2021

Official MotoGP Timing by TISSOT
www.motogp.com

Assen, Sunday, June 27, 2021

Page 3 of 4



Warm Up

MotoGP

Lap	Lap Time	T1	T2	T3	T4	Speed	Lap	Lap Time	T1	T2	T3	T4	Speed	
2	1'37.518	31.665	14.637	28.898	22.318	308.3	Run # 1	Front Tyre Slick-Medium	Rear Tyre Slick-Hard					
3	1'34.850	31.177	14.193	27.574	21.906	308.3							8 Laps at start	New Tyre
4	1'34.681	30.885	14.134	27.508	22.154	309.8	1	2'09.610	33.722	15.304	29.507	23.255	291.4	
5	1'33.957	30.797	14.081	27.377	21.702	310.6	2	1'36.329	31.582	14.388	27.881	22.478	311.4	
6	1'33.966	30.840	14.011	27.423	21.692	310.6	3	1'35.377	31.169	14.272	27.738	22.198	309.8	
7	1'39.011	34.529	14.571	27.895	22.016	302.9	4	1'35.174	30.922	14.289	27.771	22.192	308.3	
8	1'45.560 P	30.770	14.066	27.327	33.397	306.0	5	1'34.933	30.992	14.153	27.790	21.998	310.6	
Run # 2		Front Tyre Slick-Soft		Rear Tyre Slick-Soft										
		New Tyre		4 Laps at start										
9	4'00.412 P	36.267	15.499	30.305	29.955	302.2	6	1'34.315	30.666	14.128	27.531	21.990	311.4	
Run # 3		Front Tyre Slick-Soft		Rear Tyre Slick-Hard										
		8 Laps at start		15 Laps at start										
10	2'37.651	31.739	14.301	27.977	22.351	306.7	7	1'40.918	34.477	14.233	28.192	24.016	311.4	
Run # 1		Front Tyre Slick-Medium		Rear Tyre Slick-Hard										
		New Tyre		New Tyre										
1	2'09.833	31.126	15.466	28.998	23.112	290.7	8	1'36.629	31.073	14.080	29.089	22.387	311.4	
2	1'36.286	31.566	14.435	27.788	22.497	303.7	9	1'34.468	30.767	14.103	27.490	22.108	309.8	
3	1'35.324	31.200	14.246	27.624	22.254	303.7	10	1'37.691	30.832	14.765	29.689	22.405	306.0	
4	1'35.033	31.033	14.060	27.630	22.310	304.4	11	1'34.599	30.694	14.102	27.626	22.177	308.3	
5	1'35.286	31.567	14.002	27.740	21.977	304.4	12	1'38.946 *	33.544 *	14.422	28.402	22.578	308.3	
6	1'34.175	30.761	14.110	27.417	21.887	305.2	13	1'34.186	30.746	14.054	27.441	21.945	310.6	
7	1'39.363	34.827	14.184	27.837	22.515	303.7								
8	1'34.374 *	30.925	13.975	27.486	21.988 *	302.9								
9	1'44.017 *	40.333 *	14.315	27.452	21.917	300.7								
10	1'40.528 *	30.692	14.054	27.381	28.401 *	301.4								
11	1'34.470	30.891	14.118	27.430	22.031	301.4								
12	1'34.134	30.767	14.000	27.530	21.837	301.4								
13	1'34.567	30.772	14.246	27.680	21.869	301.4								

18th 31 **Garrett GERLOFF** YAMAHA USA
Petronas Yamaha SRT

Runs=1 Total laps=13 Full laps=9

Run #	Front Tyre	Slick-Medium	Rear Tyre	Slick-Hard	Speed
1	2'09.833	31.126	15.466	28.998	290.7
2	1'36.286	31.566	14.435	27.788	22.497
3	1'35.324	31.200	14.246	27.624	22.254
4	1'35.033	31.033	14.060	27.630	22.310
5	1'35.286	31.567	14.002	27.740	21.977
6	1'34.175	30.761	14.110	27.417	21.887
7	1'39.363	34.827	14.184	27.837	22.515
8	1'34.374 *	30.925	13.975	27.486	21.988 *
9	1'44.017 *	40.333 *	14.315	27.452	21.917
10	1'40.528 *	30.692	14.054	27.381	28.401 *
11	1'34.470	30.891	14.118	27.430	22.031
12	1'34.134	30.767	14.000	27.530	21.837
13	1'34.567	30.772	14.246	27.680	21.869

19th 32 **Lorenzo SAVADORI** APRILIA ITA
Aprilia Racing Team Gresini

Runs=2 Total laps=11 Full laps=6

Run #	Front Tyre	Slick-Medium	Rear Tyre	Slick-Medium	Speed
1	2'02.469	43.728	15.136	33.046	22.249
2	1'35.508 *	31.804 *	14.262	27.721	21.721 *
3	1'34.444	31.129	14.031	27.641	21.643
4	1'34.333	30.986	14.159	27.464	21.724
5	1'34.344	31.021	14.063	27.456	21.804
6	1'55.514 P	34.974 *	14.483	33.559	32.498
Run # 2		Front Tyre Slick-Medium		Rear Tyre Slick-Hard	
		16 Laps at start		5 Laps at start	
7	3'48.399	34.420	16.023	29.802	24.758
8	1'42.152 *	33.411 *	14.437	30.093	24.211
9	1'37.364	33.239	14.237	27.719	22.169
10	1'34.304	30.958	14.040	27.426	21.880
11	1'34.144	30.886	14.089	27.485	21.684

20th 23 **Enea BASTIANINI** DUCATI ITA
Avintia Esponsorama

Runs=1 Total laps=13 Full laps=11

21st 10 **Luca MARINI** DUCATI ITA
SKY VR46 Avintia

Runs=1 Total laps=12 Full laps=7

Run #	Front Tyre	Slick-Medium	Rear Tyre	Slick-Medium	Speed
1	2'12.743	33.087	15.681	29.259	23.245
2	1'36.776 *	31.678	14.512	28.053 *	22.533
3	1'35.578	31.171	14.249	27.768	22.390
4	1'35.217	31.129	14.249	27.640	22.199
5	1'34.823	30.920	14.136	27.669	22.098
6	1'46.016 *	36.888 *	14.936	31.737	22.455
7	1'34.308	30.796	14.091	27.433	21.988
8	1'34.622	30.840	14.253	27.492	22.037
9	1'34.486 *	30.845	14.099	27.487	22.055 *
10	1'46.893 *	37.877 *	14.904	28.544	25.568
11	1'34.969	31.050	14.081	27.557	22.281
12	1'42.714	35.515	15.283	28.931	22.985

22nd 89 **Jorge MARTIN** DUCATI SPA
Pramac Racing

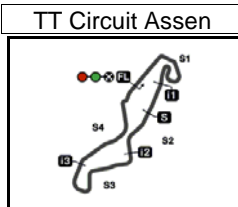
Runs=2 Total laps=11 Full laps=6

Run #	Front Tyre	Slick-Medium	Rear Tyre	Slick-Medium	Speed
1	2'00.490	32.804	14.962	29.199	22.520
2	1'35.774	31.604	14.115	27.951	22.104
3	1'35.084	31.229	13.977	27.845	22.033
4	1'45.523 P	34.005 *	14.162	27.832	29.524
Run # 2		Front Tyre Slick-Medium		Rear Tyre Slick-Medium	
		8 Laps at start		4 Laps at start	
5	4'34.094 *	33.027	17.557 *	34.736	22.380
6	1'34.833	31.177	13.974	27.679	22.003
7	1'34.544	30.891	13.915	27.786	21.952
8	1'34.668	30.968	13.937	27.729	22.034
9	1'40.892 *	34.478 *	14.078	27.886	24.450
10	1'35.768 *	32.116 *	13.956	27.739	21.957
11	1'34.439	30.985	13.813	27.696	21.945

Fastest Lap: Maverick VIÑALES Monster Energy Yama SPA 1'32.569 30.362 13.779 27.096 21.332

These data/results cannot be reproduced, stored and/or transmitted in whole or in part by any manner of electronic, mechanical, photocopying, recording, broadcasting or otherwise now known or herein after developed without the previous express consent by the copyright owner, except for reproduction in daily press and regular printed publications on sale to the public within 60 days of the event related to those data/results and always provided that copyright symbol appears together as follows below.
© DORNA, 2021





4542 m.

MOTUL TT ASSEN

Official Starting Grid

Race : 26 laps = 118.092 km

28

1	1 1'31.814 12 Maverick VIÑALES Yamaha	2 1'31.885 20 Fabio QUARTARARO Yamaha	3 1'32.116 63 Francesco BAGNAIA Ducati
2	4 1'32.314 30 Takaaki NAKAGAMI Honda	5 1'32.394 5 Johann ZARCO Ducati	6 1'32.450 88 Miguel OLIVEIRA KTM
3	7 1'32.597 42 Alex RINS Suzuki	8 1'32.609 43 Jack MILLER Ducati	9 1'32.666 41 Aleix ESPARGARO Aprilia
4	10 1'32.748 36 Joan MIR Suzuki	11 1'32.830 44 Pol ESPARGARO Honda	12 1'32.919 46 Valentino ROSSI Yamaha
5	13 1'32.724 27 Iker LECUONA KTM	14 1'32.850 89 Jorge MARTIN Ducati	15 1'33.258 32 Lorenzo SAVADORI Aprilia
6	16 1'33.288 73 Alex MARQUEZ Honda	17 1'33.321 10 Luca MARINI Ducati	18 1'33.378 9 Danilo PETRUCCI KTM
7	19 1'33.404 23 Enea BASTIANINI Ducati	20 1'33.477 93 Marc MARQUEZ Honda	21 1'33.597 33 Brad BINDER KTM
8	22 1'33.739 31 Garrett GERLOFF Yamaha		

The results are provisional until the end of the limit for protest and appeals and until the ratification of the Event Management Committee.

Time limit for protest expires 60' at the latest after publication of the results - Time:

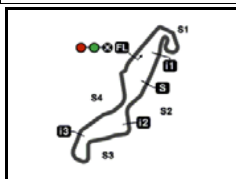
These data/results cannot be reproduced, stored and/or transmitted in whole or in part by any manner of electronic, mechanical, photocopying, recording, broadcasting or otherwise now known or herein after developed without the previous express consent by the copyright owner, except for reproduction in daily press and regular printed publications on sale to the public within 60 days of the event related to those data/results and always provided that copyright symbol appears together as follows below.

© DORNA, 2021

Official MotoGP Timing by TISSOT
www.motogp.com

Assen, Sunday, June 27, 2021





4542 m.

MOTUL TT ASSEN

Warm Up

Best Partial Times

MotoGP™

IT Ideal Lap Time, sum of the best partial times*BT* Best Lap Time

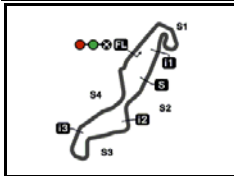
T1		T2		T3		T4				<i>IT</i>	<i>BT</i>	
Pos	Rider	Time	Rider	Time	Rider	Time	Rider	Time	Pos	Rider		
1	M.VIÑALES	30.362	T.NAKAGAMI	13.718	M.VIÑALES	27.096	M.VIÑALES	21.332	1	M.VIÑALES	1'32.552	1'32.569 (1)
2	F.QUARTARARO	30.418	M.MARQUEZ	13.757	J.ZARCO	27.113	F.QUARTARARO	21.387	2	F.QUARTARARO	1'32.739	1'32.898 (2)
3	A.RINS	30.442	M.VIÑALES	13.762	F.QUARTARARO	27.125	M.MARQUEZ	21.418	3	T.NAKAGAMI	1'32.848	1'32.950 (4)
4	J.MILLER	30.458	P.ESPARGARO	13.780	A.RINS	27.129	T.NAKAGAMI	21.426	4	A.RINS	1'32.886	1'32.924 (3)
5	T.NAKAGAMI	30.475	D.PETRUCCI	13.781	P.ESPARGARO	27.173	A.RINS	21.487	5	M.MARQUEZ	1'32.948	1'32.996 (5)
6	V.ROSSI	30.482	F.BAGNAIA	13.792	M.MARQUEZ	27.178	V.ROSSI	21.523	6	J.ZARCO	1'33.053	1'33.088 (6)
7	J.MIR	30.506	J.ZARCO	13.797	D.PETRUCCI	27.211	I.LECUONA	21.544	7	P.ESPARGAR	1'33.068	1'33.228 (7)
8	I.LECUONA	30.513	F.QUARTARARO	13.809	T.NAKAGAMI	27.229	J.ZARCO	21.547	8	V.ROSSI	1'33.166	1'33.355 (10)
9	P.ESPARGARO	30.546	J.MARTIN	13.813	V.ROSSI	27.235	J.MIR	21.555	9	D.PETRUCCI	1'33.219	1'33.356 (11)
10	F.BAGNAIA	30.557	A.RINS	13.828	B.BINDER	27.250	F.BAGNAIA	21.555	10	F.BAGNAIA	1'33.261	1'33.326 (9)
11	D.PETRUCCI	30.592	J.MILLER	13.841	J.MILLER	27.276	P.ESPARGARO	21.569	11	I.LECUONA	1'33.270	1'33.270 (8)
12	M.MARQUEZ	30.595	A.ESPARGARO	13.876	J.MIR	27.279	D.PETRUCCI	21.635	12	J.MILLER	1'33.307	1'33.450 (13)
13	J.ZARCO	30.596	I.LECUONA	13.890	I.LECUONA	27.323	A.ESPARGARO	21.642	13	J.MIR	1'33.329	1'33.422 (12)
14	B.BINDER	30.631	A.MARQUEZ	13.897	M.OLIVEIRA	27.327	L.SAVADORI	21.643	14	B.BINDER	1'33.637	1'33.719 (14)
15	E.BASTIANINI	30.666	V.ROSSI	13.926	A.MARQUEZ	27.340	M.OLIVEIRA	21.692	15	A.MARQUEZ	1'33.749	1'33.809 (15)
16	A.ESPARGARO	30.688	G.GERLOFF	13.975	F.BAGNAIA	27.357	A.MARQUEZ	21.719	16	A.ESPARGAR	1'33.780	1'33.891 (16)
17	G.GERLOFF	30.692	B.BINDER	13.981	G.GERLOFF	27.381	J.MILLER	21.732	17	M.OLIVEIRA	1'33.800	1'33.957 (17)
18	M.OLIVEIRA	30.770	J.MIR	13.989	L.SAVADORI	27.426	B.BINDER	21.775	18	G.GERLOFF	1'33.885	1'34.134 (18)
19	A.MARQUEZ	30.793	M.OLIVEIRA	14.011	L.MARINI	27.433	G.GERLOFF	21.837	19	L.SAVADORI	1'33.986	1'34.144 (19)
20	L.MARINI	30.796	L.SAVADORI	14.031	E.BASTIANINI	27.441	E.BASTIANINI	21.945	20	E.BASTIANINI	1'34.106	1'34.186 (20)
21	L.SAVADORI	30.886	E.BASTIANINI	14.054	A.ESPARGARO	27.574	J.MARTIN	21.945	21	L.MARINI	1'34.298	1'34.308 (21)
22	J.MARTIN	30.891	L.MARINI	14.081	J.MARTIN	27.679	L.MARINI	21.988	22	J.MARTIN	1'34.328	1'34.439 (22)

These data/results cannot be reproduced, stored and/or transmitted in whole or in part by any manner of electronic, mechanical, photocopying, recording, broadcasting or otherwise now known or herein after developed without the previous express consent by the copyright owner, except for reproduction in daily press and regular printed publications on sale to the public within 60 days of the event related to those data/results and always provided that copyright symbol appears together as follows below.

© DORNA, 2021

Official MotoGP Timing by **TISSOT**
www.motogp.com






4542 m.

MOTUL TT ASSEN

Warm Up

Fastest Laps Sequence

<i>Practice Time</i>	 <i>Rider</i>	<i>Nation</i>	<i>Motorcycle</i>	<i>Time</i>	<i>Km/h</i>	<i>Rider's Lap</i>
3'33.973	36 Joan MIR	SPA	SUZUKI	1'35.693	170.8	2
3'34.624	73 Alex MARQUEZ	SPA	HONDA	1'35.620	171.0	2
3'34.760	27 Iker LECUONA	SPA	KTM	1'35.094	171.9	2
4'39.722	20 Fabio QUARTARARO	FRA	YAMAHA	1'34.191	173.5	2
5'08.874	27 Iker LECUONA	SPA	KTM	1'34.114	173.7	3
5'16.489	93 Marc MARQUEZ	SPA	HONDA	1'33.939	174.0	3
6'13.117	20 Fabio QUARTARARO	FRA	YAMAHA	1'33.395	175.0	3
6'18.040	12 Maverick VIÑALES	SPA	YAMAHA	1'33.327	175.2	3
7'46.201	20 Fabio QUARTARARO	FRA	YAMAHA	1'33.084	175.6	4
9'19.099	20 Fabio QUARTARARO	FRA	YAMAHA	1'32.898	176.0	5
12'30.268	12 Maverick VIÑALES	SPA	YAMAHA	1'32.839	176.1	7
14'02.837	12 Maverick VIÑALES	SPA	YAMAHA	1'32.569	176.6	8

These data/results cannot be reproduced, stored and/or transmitted in whole or in part by any manner of electronic, mechanical, photocopying, recording, broadcasting or otherwise now known or herein after developed without the previous express consent by the copyright owner, except for reproduction in daily press and regular printed publications on sale to the public within 60 days of the event related to those data/results and always provided that copyright symbol appears together as follows below.

© DORNA, 2021

Official MotoGP Timing by **TISSOT**
www.motogp.com

Assen, Sunday, June 27, 2021

